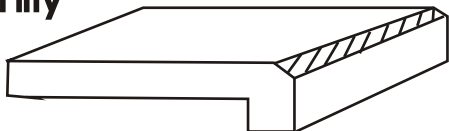


Pro - Bevel Custom Laminate Tops

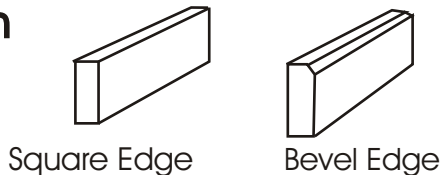
Featuring: Custom made bevel edges using Pionite, Wilsonart, Formica & Nevamar Laminates.
 Price includes deck, bevel edges and finished beveled ends.

Kitchen & Vanity



Depth up to:	Standard	* Premium
25 1/2"	\$ 56.00 LF	\$ 58.00 LF
30 "	\$ 65.00 LF	\$ 68.50 LF

Backsplash



Square Edge

Bevel Edge

Loose 4 ":	Standard	* Premium
Square Edge	\$ 10.00 LF	\$ 11.00 LF
Bevel Edge	\$ 26.00 LF	\$ 27.00 LF

Bar / Peninsula Tops

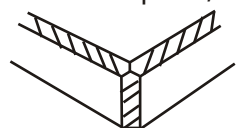
Bevel Both Sides



Depth up to:	Standard	* Premium
25 "	\$ 74.00 LF	\$ 76.00 LF
30 "	\$ 78.00 LF	\$ 80.50 LF
36 "	\$ 81.50 LF	\$ 84.50 LF
48 "	\$ 88.50 LF	\$ 91.50 LF
60 "	\$ 96.00 LF	\$100.00 LF

Bevel End Options

"Mini-Clip" 3/8"



\$ 36.00 Ea

Clip Corner (2" to 12")



\$ 44.00 Ea

Radius Corner (2", 3" or 4")



\$ 80.00 Ea

Radius Corner (5", 6", 7", 8", 9")



\$100.00 Ea

Fabrication Options:



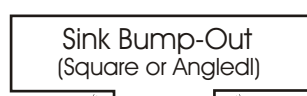
Angle End
Base Cut

\$ 80.00 Ea



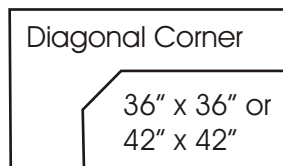
Angle Cut

\$ 50.00 Ea



Sink Bump-Out
(Square or Angled)

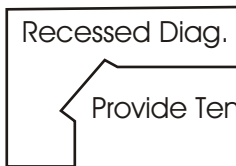
\$110.00 Ea



Diagonal Corner

36" x 36" or
42" x 42"

\$ 64.00 Ea



Recessed Diag.

Provide Template

\$110.00 Ea



Loose Mitre

Loose Butt Joint

\$ 24.00 Ea

Order/Price Guidelines: \emptyset = Bevel Edge \parallel = Square Finished Edge

- ✓ Decks and Backsplash all have price Increments = 1' 2' 3' 4' 5' 6'- 8'-10'-12. Add proper fabrication charges.
- ✓ *When ordering Backsplash only, check laminate availability, may incur waste charges.
- ✓ *Check availability if bevel color is different, may incur waste charges.
- ✓ Refer to manufacturer's guides for listing of premium laminates.